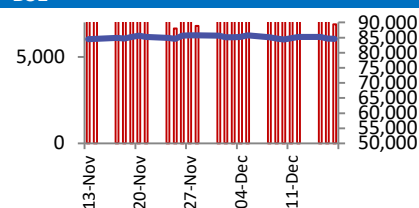
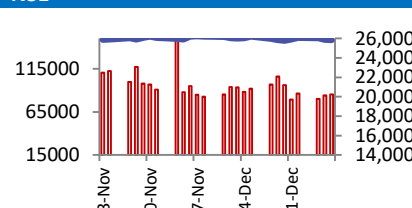


BSE



Open	84757
High	85068
Low	84735
Close	84929
Change	448
Volume (Lacs)	7843
Turnover (Rs.inCr)	9866

NSE



Open	25912
High	25993
Low	25880
Close	25966
Change	151
Volume(Lacs)	52776
Turnover(Rs.in Cr)	124141

World Markets	Current	Previous	Pt. Chg	Var(%)
Dow	48135	47952	183	0.38%
Dow Futures	48512	48465	47	0.10%
Nasdaq	23308	23006	301	1.31%
FTSE	9897	9838	60	0.61%
Nikkei	50481	49507	974	1.97%
Hang Seng	25741	25691	50	0.20%
Gift Nifty	26195	26036	159	0.61%
Straits Singapore	4603	4570	33	0.73%
South Korea	4096	4021	76	1.89%
Taiwan	28100	27696	403	1.46%
Shanghai	3912	3890	21	0.55%

Commodity Prices	Current	Previous	Pt. Chg	Var(%)
Copper (\$/MT)	11882	11778	104	0.9%
Alumin (\$/MT)	2945	2916	29	1.0%
Zinc (\$/MT)	3073	3064	9	0.3%
Brent Crude (\$/bbl)	61	60	0	0.8%
Gold (\$/Ounce)	4387	4339	48	1.1%
Silver (\$/Ounce)	69	67	2	2.6%
Light Crude (\$/bbl)	57	57	0	0.8%
N G (\$/mmbtu)	4	4	0	1.9%
Sugar (\$/MT)	426	416	10	2.3%
Rubber (Rs./kg)	183	183	0	0.0%
Baltic Dry Index	2023	2071	(48)	-2.3%

Currency Exchange Rate	Current	Previous	Var(%)
Rs./ \$ rate	89.29	90.26	-1.07%
Rs./ Euro	104.56	105.80	-1.17%
Rs./Chinese Yuan	12.68	12.68	0.01%
Yen / \$ rate	157.41	157.75	-0.22%
\$ US/Euro	1.17	1.17	0.05%

Dollar Index	Current	Previous	Var(%)
Dollar Index	98.64	98.60	0.04%

Support/ Resistance Levels for Today		
	Nifty	Bank Nifty Fut
Support 1	25970	59000
Support 2	25900	58780
Resistance	26240	59570

Securities in Ban For Trade
SAMMAANCAP

Market Review

US: MSCI's global equities gauge advanced on Friday with technology leading Wall Street higher, while the yen weakened after the BoJ raised interest rates to a three-decade high, as widely expected, and left the door open to more tightening.

Asia: Asian equities opened higher, tracking Friday's gains in US stocks that helped intensify bets for a strong finish to the year.

India: The Indian benchmark indices snapped a four-day losing streak and ended strongly with Nifty closing above 25,900, led by buying across the sectors and increased hopes for further rate easing by the Fed Reserve going ahead post-soft US inflation data. **Market is expected to open on a gap up note and likely to witness positive move during the day.**

Global economy: China left benchmark lending rates unchanged for the seventh consecutive month in Dec matching market expectations. The one-year loan prime rate (LPR) was kept at 3.00%, while the five-year LPR was unchanged at 3.50 %. In a Reuters survey of 25 market participants conducted last week, all participants predicted no change to either of the two rates. Most new and outstanding loans in China are based on the one-year LPR, while the five-year rate influences the pricing of mortgages.

U.S. Treasury yields ticked higher as investors digested fresh consumer sentiment data and a tame inflation print. The 10-year Treasury yield rose more than 3 basis points to 4.151%, while the 2-year Treasury yield was up more than 2 basis points at 3.485%. The 30-year Treasury bond yield increased more than 2 basis points to 4.826%.

Consumer prices rose less than expected in Nov, giving investors hope that inflationary pressures may be cooling enough for U.S. monetary policy to be eased more than Wall Street anticipates. The CPI rose at a 2.7% annualized rate last month. Economists polled by Dow Jones expected the CPI to have risen 3.1%.

Commodities: Oil prices climbed in early trade on Monday after the U.S. intercepted a Venezuelan oil tanker over the weekend.

Spot gold surged to a record high of \$4,383.73 per ounce on Monday, lifted by expectations of further U.S. Federal Reserve rate cuts after last week's quarter-point reduction, sustained safe-haven demand, and a softer dollar.

Currency: The yen languished near a record low to the euro on Monday, after Bank of Japan Governor Kazuo Ueda stuck to his usual cautious rhetoric following an interest rate hike on Friday.

FII Derivative Transactions (Rs. Cr)

Contracts	Purchase		Sell		Net	Open Interest (OI)		OI (Previous day)		Change	
	Contract	Value	Contract	Value	Value	Contract	Value	Contract	Value	Contract	Value
Index Future	14594	2808	7897	1546	1262	192787	37350	197780	38136	(4993)	(786)
Index Option	6168783	1198519	6158752	1197287	1232	2337090	452658	2171585	419141	165505	33517
Stock Future	434367	29006	366315	25355	3651	6032956	408331	5994212	401266	38744	7065
Stock Option	556365	39081	567094	39810	(729)	591908	40740	580723	39379	11185	1361
Total	7174109	1269414	7100058	1263998	5416	9154741	939079	8944300	897922	210441	41157

FII All Activity-BBG (Rs Cr)	Buy	Sell	Net
12-Dec-25	12346	12211	135
15-Dec-25	10614	10035	579
16-Dec-25	11580	13005	(1425)
17-Dec-25	13592	11934	1658
18-Dec-25	14176	11352	2824
Month to date- Dec	178064	188759	(10695)
FII (Prov.) (Rs Cr)	Buy	Sell	Net
15-Dec-25	8610	10078	(1468)
16-Dec-25	10465	12846	(2382)
17-Dec-25	12802	11630	1172
18-Dec-25	11442	10847	596
19-Dec-25	27448	25617	1831
Month to date-Dec	185391	205248	(19857)
DII (Prov.) (Rs. Cr)	Buy	Sell	Net
15-Dec-25	11749	9957	1792
16-Dec-25	12489	11412	1077
17-Dec-25	10753	9984	769
18-Dec-25	12376	9675	2700
19-Dec-25	23098	17375	5723
Month to date-Dec	228423	176391	52032
FII Debt - BBG (Rs. Cr)	Buy	Sell	Net
12-Dec-25	1597	1781	(183)
15-Dec-25	899	2108	(1209)
16-Dec-25	4579	3781	798
17-Dec-25	1647	1966	(319)
18-Dec-25	1243	2427	(1184)
Month to date- Dec	28278	38441	(10163)

Market Breadth	BSE		NSE	
	No.	%	No.	%
Advance	2731	63%	2296	68%
Decline	1445	33%	994	29%
Unchanged	170	4%	84	2%

Market Turnover	19-Dec	18-Dec	Var (%)
BSE Cash	9866	8247	20%
NSE Cash	124141	87865	41%
NSE Futures	120206	108886	10%
NSE Options	17582253	12125892	45%
Total (Rs.Cr)	17836467	12330891	45%

Volatility Index	19-Dec	18-Dec
Volatility Index	9.52	9.71

Index PE - TTM	19-Dec	Yr. High	Yr. Low
Sensex	23.2	24.1	20.3
Nifty	22.6	23.0	19.6

Corporate News

Waaree Energies arm executed pact to buy 53.7 lakh shares in United Solar Holding for \$30 million. Its arm also incorporated a wholly owned subsidiary Hydro Bloom Energy. Clarified that it had signed a pact on Oct 23 for a 300 MW module supply order from Sembcorp Green in the normal course of business. (NDTV)

Krishna Institute of Medical Sciences acquired 6.94% stake in Sarvejana Healthcare for Rs 148 crore. The total shareholding of the company in Sarvejana Healthcare rose to 75.53%. (NDTV)

Rites signed a memorandum of understanding with the Botswana government for the development, modernisation of transport infra. The company to supply rolling stock, commissioning & maintenance support for Botswana railways. (NDTV)

Economy

Italy's Deputy Prime Minister Antonio Tajani highlighted the potential for increased Italy-India cooperation, emphasizing trade, investment, and innovation. He noted that Italy's advanced machinery and precision agriculture technologies can significantly aid India's economic growth. The countries aim to boost bilateral trade to €20 bn by 2029 and are exploring joint ventures and a dedicated innovation center. (ET)

The Income Tax department is sending urgent reminders to multinational companies. Employees with undisclosed foreign assets and earnings are being asked to report them. The deadline for this disclosure is December 31, 2025. Failure to comply can lead to significant penalties and prosecution under the Black Money law. This initiative aims to ensure statutory compliance and tax collection. (ET)

International

Singapore-based shipbuilder Seatrium said it has reached a settlement with Denmark's Maersk to deliver an offshore wind vessel that was intended to work on a project off the coast of New York. Seatrium announced Maersk terminated the contract on October 10, citing construction delays, but did not say at the time whether it had paid for the work completed. (Inv)

Rheinmetall's plan to sell its Power Systems unit and focus fully on defence is sharpening the investment case after a recent pullback in the shares, with the company set to emerge as a pure-play defence supplier backed by a €64 bn-plus order backlog. (Inv)

Top 5 Nifty Gainers	19-Dec	18-Dec	Var(%)
SHRIRAMFIN	902	869	3.7%
MAXHEALTH	1076	1049	2.6%
BEL	393	383	2.5%
POWERGRID	263	258	2.1%
TMPV	353	346	2.0%
Top 5 Nifty Losers	19-Dec	18-Dec	Var(%)
HCLTECH	1642	1661	-1.1%
HINDALCO	852	857	-0.5%
JSWSTEEL	1080	1082	-0.2%
KOTAKBANK	2160	2165	-0.2%
ICICIBANK	1354	1357	-0.2%

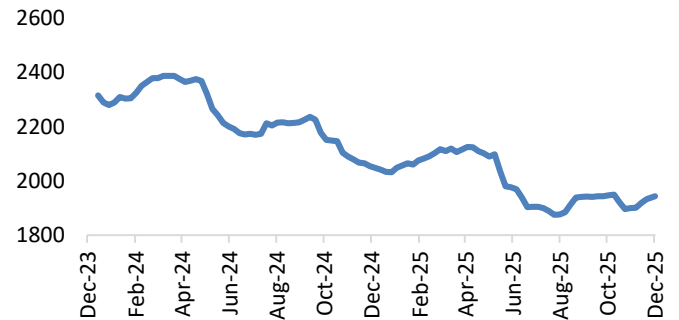
BSE Index Watch	Last	1 day	1 wk	1 mth	1 yr
SENSEX	84929	0.5%	-0.4%	-0.4%	8.8%
MIDCAP	46547	1.3%	0.2%	-0.2%	0.7%
SMLCAP	50801	1.3%	-0.2%	-2.3%	-7.9%
AUTO	61533	1.2%	-0.5%	0.4%	20.3%
BANKEK	66141	0.2%	-0.8%	0.0%	14.5%
Capital Goods	66534	1.7%	-0.4%	-4.1%	-3.0%
FMCG	20100	0.5%	0.4%	-1.4%	-1.3%
Health Care	43947	1.1%	-0.3%	-1.0%	-0.3%
IT	37448	0.5%	1.2%	4.4%	-14.1%
METAL	34843	0.1%	-0.2%	3.7%	17.6%
Oil & Gas	27930	0.8%	-0.2%	-2.5%	8.8%
Power	6452	1.2%	-1.0%	-3.0%	-8.5%
Realty	6870	1.7%	-0.2%	-2.3%	-16.8%

Margin Trading Disclosure (Rs. In Cr)	Last	1 day	1 wk	1 mth	3 mth
Op. Scripwise Outstanding	112542	0%	0%	1%	17%
Fresh Exposure	2175	-21%	7%	-41%	-69%
Exposure liquidated	2668	15%	13%	7%	-63%
Closing Net scripwise outstanding	112049	0%	0%	-1%	16%

NSE USD Futures	19-Dec	18-Dec	Var (%)
Dec Expiry (Rs./\$)	89.08	89.08	0.0%
Jan Expiry (Rs./\$)	89.13	89.13	0.0%
Total Turnover (Rs. Crore)	5164	1718	201%

Sectors	TTM PE
Auto	32.31
Auto Ancillary	43.15
Banking	14.9
Engineering	36.95
Cement	64.04
Diamonds & Jewellery	41.8
Housing Finance	23.58
Infrastructure & Const	28.29
Metals-Aluminium	27.23
Metal – Steel	17.41
Oil Expl.	9.08
Pharma	10.78
Power – Gen. Supp.	39.79
Information Tech.	28.97
Sugar	17.41
Telecom Serv. Prov.	39.26
Tyres	35.29

Titanium Dioxide (\$/Tonne) (Source:BBG)



10 year G-Sec Yield	Current	Previous	Change
US	4.16%	4.15%	2 bps
Japan	2.10%	2.02%	7 bps
India	6.60%	6.57%	3 bps
UK	4.52%	4.48%	4 bps
Libor 3 Mths	4.85%	4.85%	(0) bps

Indian Eco Data	Current	Previous	Var(%)
Forex Reserve (US\$ in bn)	602	689	-12.6%
Inflation - WPI	-0.32%	-1.21%	89 bps
Inflation - CPI	0.71%	0.25%	46 bps

India GDP	Q3FY25	Q2FY25	Var (%)
Growth	8.23%	7.81%	42 bps

Monetary Policy	Current	Previous	Change
Repo Rate	5.25%	5.50%	(25) bps
Reverse Repo Rate	3.35%	3.35%	0 bps
CRR	3.00%	3.75%	(75) bps
O/S Banking System Liquidity (Rs bn)	-65	-608	543.5

IIP Growth %	Oct-25	Oct-24	Apr-Oct
IIP	0.4	3.7	3.4
Capital Goods	2.4	2.9	4.8
Mining	1.8	4.4	4.3
Manufacturing	-6.9	2.0	1.0
Electricity	-1.8	0.9	-0.7

ADR Price Movement

Company	Price (US\$)	Volume	Previous Day Price	Volume	Variance (%)	No. of Share Per ADR	ADR Price (Rs.)	BSE Price	Variance (%)
Infosys Tech	20.22	11870582 0	19.18	29526532	5.42%	1	1805.52	1638.70	10.2%
Wipro	3.06	47106747	2.86	7493673	6.99%	1	273.24	264.45	3.3%
Dr.Reddy's	14.18	1384397	13.94	2011478	1.72%	1	1266.18	1278.20	-0.9%
ICICI Bank	29.92	12074085	29.69	9841303	0.77%	2	1335.83	1354.10	-1.3%
HDFC Bank	35.89	4805837	35.15	2397157	2.11%	3	1068.25	985.50	8.4%

GDR's (US\$)

	Prices	Prev. Close	Change	Var %
L&T	45.35	44.70	0.6	1.5%
RIL	69.80	68.90	0.9	1.3%
SBI	108.40	108.80	(0.4)	-0.4%

US Economy Data	Current	Previous
Inflation (%) (YoY)	2.70%	3.00%
Unemployment (%)	4.60%	4.40%

Interest Rate (%)	Current	Previous
Fed Rate	3.75%	4.00%

US GDP	Q2CY25	Q1CY25
Growth (QoQ Annualized)	3.80%	-0.60%

China Economy Data	Current	Previous
GDP	4.80%	5.20%
Inflation – CPI (%)	0.70%	0.20%

Economic Calendar

	Date
Indian GDP Data	27 Feb
Indian Inflation Data CPI	12 Jan
Indian Inflation Data WPI	14 Jan
Indian Monetary Policy	27 Feb
India's Industrial Production (IIP)	28 Dec
US Inflation Data	13 Jan
US GDP	23 Dec
US Unemployment Data	09 Jan
US Fed Rate	29 Jan
China GDP	To be Announced
China Inflation Data	To be Announced

Event Update

Name	Date	Purpose
Canara Robeco Asset Management Co Ltd.	22-Dec-2025	Rs.1.50 per share(15%)Interim Dividend
Knowledge Marine & Engineering Works Ltd.	22-Dec-2025	Stock Split from Rs.10/- to Rs.5/-
Pulsar International Ltd.	22-Dec-2025	Right Issue of Equity Shares
Adani Enterprises Ltd. - (Partly paid-up)	23-Dec-2025	First Call of Rs. 450 (Re.0.25 towards Face Value and Rs.449.75 Premium)
Vineet Laboratories Ltd.	23-Dec-2025	Right Issue of Equity Shares
Yug Decor Ltd.	23-Dec-2025	Right Issue of Equity Shares
Nectar Lifesciences Ltd.	24-Dec-2025	Buy Back of Shares
Nuvama Wealth Management Ltd.	26-Dec-2025	Stock Split from Rs.10/-to Rs.2/-
A-1 Ltd.	31-Dec-2025	Bonus issue

Bulk Deal As On 19/12/25

BSE					
Security Code	Security Name	Client Name	Deal	Quantity	Price
517356	ACIIN	PUJYA GURUWAR TEXTILE INDIA PRIVATE LIMITED	S	1300000	1.3
530187	ATHARVENT	PRAGATI GLOBAL FINANCE LIMITED	S	125000	3.4
544514	CITY SQUARE	SAMBHAVNATH INVESTMENTS AND FINANCES PRIVATE LIMITED	S	1600	122.8
544514	CITY SQUARE	SAMBHAVNATH INVESTMENTS AND FINANCES PRIVATE LIMITED	B	52800	122.8
544514	CITY SQUARE	SUNRISE INVESTMENT OPPORTUNITIES FUND	S	51200	122.8
531909	CROISSANCE	HEMANT BAHRI	S	402428	4.11
531909	CROISSANCE	VINOD KUMAR KANDOI HUF	B	450000	4.1
512441	ENBETRD	MARWADI CHANDARANA INTERMEDIARIES BROKERS PRIVATE LIMITED	B	3203513	0.45
539032	FRASER	ANKIT KUMAR SONI	B	60000	10.65
539032	FRASER	PRIYANK RAMESH DOSHI	S	50000	10.65
543520	GLHRL	SHIV SHAKTI TRADING COMPANY	S	122000	20.48
543520	GLHRL	SHIV SHAKTI TRADING COMPANY	B	195000	20.47
543520	GLHRL	SUCHETA DHIRUVKUMAR JANI	S	100000	20.47
524590	HEMORGANIC	MANISH HASMUKHBHAI DHAKCHA	B	33000	22.45
524590	HEMORGANIC	MAYANK JAIN	B	21156	22.17
524590	HEMORGANIC	NEO APEX VENTURE LLP	S	9206	22
524590	HEMORGANIC	NEO APEX VENTURE LLP	B	25000	22.51
524590	HEMORGANIC	PARESH DHIRAJLAL SHAH	S	30000	22.51
524590	HEMORGANIC	VIVEK KANDA	S	31174	22.51
544656	HRS	L7 HITECH PRIVATE LIMITED	B	483600	138.86
544656	HRS	MANSI SHARE AND STOCK BROKING PRIVATE LIMITED	S	126000	138.86
544656	HRS	MANSI SHARE AND STOCK BROKING PRIVATE LIMITED	B	60000	138.91
544656	HRS	MNM STOCK BROKING PVT. LTD.	S	134400	138.91
544656	HRS	NIRAV DINESHBHAI CHAUDHARI	B	174000	138.9
544656	HRS	SPRING VENTURES	S	164400	138.9
540134	IISL	ASHISH JAIN HUF	B	134651	11
540134	IISL	RAJAT VERMA	S	40000	11
544511	KARBON	AFFLUENCE GEMS PRIVATE LIMITED	B	75200	165.75
544641	KVTOYS	MANSI SHARE AND STOCK BROKING PRIVATE LIMITED	S	14400	311.44
544641	KVTOYS	MANSI SHARE AND STOCK BROKING PRIVATE LIMITED	B	45600	321.55
544625	LOGICIEL	ANUJ KUMAR	S	42600	88.84
544625	LOGICIEL	NEO APEX VENTURE LLP	S	57600	87.84
544625	LOGICIEL	NEO APEX VENTURE LLP	B	90600	87.84
544625	LOGICIEL	X91 CAPITAL FUND	B	54000	87.75
537800	MANGIND	RATHOD MANOJ CHHAGANLAL HUF	S	16189942	0.9
541337	MILEFUR	MAHENDRA GIRDHARILAL WADHWANI	S	69000	27.85
543400	OMNIPOTENT	KRISHNA MURARI TEKRIWAL	B	40000	4.81
543400	OMNIPOTENT	SUMANTEKRIWAL	S	40000	4.81
531254	OPTIFIN	ARYAMAN BROKING LIMITED	S	430072	19.5
531512	ORIENTTTR	GAURI NANDAN TRADERS	S	124051	20.39
531512	ORIENTTTR	GAURI NANDAN TRADERS	B	229578	21.24
531512	ORIENTTTR	JYOTI MUKESH NALAWADE	B	100000	20.99
543290	PGINVIT	CPP INVESTMENT BOARD PRIVATE HOLDINGS (4) INC	S	91844500	85.58
543290	PGINVIT	HDFC MUTUAL FUND	B	7767889	85.5
543290	PGINVIT	ICICI PRUDENTIAL MUTUAL FUND	B	15787275	85.5
543290	PGINVIT	ICICI PRUDENTIAL MUTUAL FUND	B	22628427	85.5
512591	PULSRIN	NEO APEX VENTURE LLP	S	598437	1.57
512591	PULSRIN	TATAD NAYAN GAUTAMBHAI	S	2652468	1.43
544629	RAVEL	NAV CAPITAL VCC - NAV CAPITAL EMERGING STAR FUND	B	50000	131.45
530053	REALECO	AMIT AGARWAL HUF	B	543943	4.95
530053	REALECO	GOODNESS CONSULTANCY LLP	S	750000	4.94
543366	SBLI	HJS SECURITIES PRIVATE LIMITED	S	2400	37.48
543366	SBLI	HJS SECURITIES PRIVATE LIMITED	B	18000	41.56
543366	SBLI	SHIFALI SHARMA	S	14400	36.2

543366	SBLI	SULABH THOMAS SAINU	S	26400	42.02
543366	SBLI	VINTAGE DIAMOND LLP	S	1200	38.15
543366	SBLI	VINTAGE DIAMOND LLP	B	7200	42.58
526081	SCAGRO	RUCHIRA GOYAL	S	34000	25.53
533301	SHEKHAWATI	PUNEET MITTAL	S	191776	21.01
533301	SHEKHAWATI	PUNEET MITTAL	B	156107	21.37
540693	SHISHIND	GREENX WEALTH MULTIHORIZONS OPPORTUNITY FUND	S	6000000	14.11
540693	SHISHIND	MULTIPLIER SHARE & STOCK ADVISORS PRIVATE LIMITED	S	2250000	17
505515	SHYMINV	NATIONAL STOCK EXCHANGE OF INDIA LIMITED	S	109933	10.54
543464	SPITZE	AASTHA HITESH BHANSALI	B	277000	145
543464	SPITZE	MAHIPAL BHIMRAJ BAGRECHA	B	87000	145
543464	SPITZE	UNICORN FUND	S	110000	145.13
543464	SPITZE	UNICORN FUND	S	240000	145.03
544621	SSMD	NEO APEX VENTURE LLP	S	44000	55
544659	STANBIK	BHUPENDRA CHAKRADRA	B	80000	31.75
511447	SYLPH	BIMAL KUMAR	S	6075703	0.78
511447	SYLPH	BIMAL KUMAR	B	7575703	0.78
511447	SYLPH	BON LON SECURITIES LTD	B	6386366	0.8
511447	SYLPH	HARSHIT FINVEST PVT LTD	B	6372772	0.77
544002	VIVAA	LAJJA POLYFAB PRIVATE LIMITED	B	24000	40.95
544002	VIVAA	NIRANJANKUMAR NAVRATANMAL JAIN	S	50000	40.95
544002	VIVAA	PADAMSHREE GLOBE TRADELINK LIMITED	B	26000	40.95
506122	VOLKAI	PADMAVATHI NOOTHALAPATI	S	6000	41.79
507410	WALCHANNAG	IRAGE BROKING SERVICES LLP	S	256184	203.3
507410	WALCHANNAG	IRAGE BROKING SERVICES LLP	B	372665	204.12
531396	WOMENNET	NATIONAL STOCK EXCHANGE OF INDIA LIMITED	S	44713	7.62
540550	YUG	PHANI KISHORE TALLURI	S	120750	25.66
511018	ZMILGFIN	PUNEET AGGARWAL	S	123294	64

NSE

Security Code	Security Name	Client Name	Deal	Quantity	Price
ARISINFRA	Arisinfra Solutions Ltd	MARWADI SHARES AND FINANCE LTD.	SELL	600000	130.15
ASHWINI	Ashwini Container Mover L	AVANEESH TRADING PRIVATE LIMITED	BUY	450000	147
ASHWINI	Ashwini Container Mover L	AZURA PROJECTS PRIVATE LIMITED	BUY	250000	147
ASHWINI	Ashwini Container Mover L	PARIJATA TRADING PRIVATE LIMITED	BUY	450000	147
ASHWINI	Ashwini Container Mover L	RAJASTHAN GLOBAL SECURITIES PVT LTD	SELL	80000	147
ASHWINI	Ashwini Container Mover L	RICHA AJAY MODI	BUY	100000	147
AURIGROW	Auri Grow India Limited	BHARGAVSINH NANDKISHORSINH CHAUHAN	SELL	11230986	0.93
AURIGROW	Auri Grow India Limited	PRAGNESHKUMAR GIRISHCHANDRA DAVE	SELL	17753892	0.93
CLASSICEIL	Classic Electrode (Ind) L	NIKHIL MITTHALAL DHAKAD	SELL	132800	69.5
CLASSICEIL	Classic Electrode (Ind) L	VORTON OPPORTUNITIES FUND	BUY	156800	69.6
EXIMROUTES	Exim Routes Limited	31 DEGREES NORTH FUND I	SELL	104000	109.58
EXIMROUTES	Exim Routes Limited	ALGOQUANT FINTECH LIMITED	BUY	145600	110.93
EXIMROUTES	Exim Routes Limited	EXPERTPRO REALTY PRIVATE LIMITED	BUY	363200	108.35
EXIMROUTES	Exim Routes Limited	EXPERTPRO REALTY PRIVATE LIMITED	BUY	108800	115.08
EXIMROUTES	Exim Routes Limited	GANESH DASS GUPTA	BUY	148800	110
EXIMROUTES	Exim Routes Limited	MANSI SHARE AND STOCK BROKING PRIVATE LIMITED	BUY	280000	110
EXIMROUTES	Exim Routes Limited	NEELA FILM PRODUCTIONS PRIVATE LIMITED	BUY	96000	110
EXIMROUTES	Exim Routes Limited	PRAVEEN GUPTA	BUY	225600	110
EXIMROUTES	Exim Routes Limited	VIPIN AGGARWAL	BUY	100800	110
JKIPL	Jinkushal Industries Ltd	KALPESH MITHALAL DHAKAD	SELL	200000	95.89
JKIPL	Jinkushal Industries Ltd	VORTON OPPORTUNITIES FUND	BUY	259673	95.88
MEDIASSIST	Medi Assist Health Ser L	HDFC MUTUAL FUND	BUY	381837	433
PIONEEREMB	Pioneer Embroideries Limi	SHRENI SHARES PVT	SELL	155715	29.5
SRIVASAVI	Srivasavi Adhesive Tape L	KRIIS PORTFOLIO PRIVATE LIMITED	SELL	75000	40.92
TCIFINANCE	TCI Finance Limited	KAPIL YADAV	BUY	90120	17.62
TGL	Teerth Gopicon Limited	SAVALIYA BIPINKUMAR CHHAGANBHAI	SELL	60000	68.45
TRANSTEEL	Transteeel Seating Tech L	GREENX WEALTH MULTIHORIZONS OPPORTUNITY FUND	BUY	150000	143.93
TRF	TRF Limited	CHOLERA CHETAN GOPALDAS	SELL	82415	305
TRF	TRF Limited	PRAGYA EQUITIES PVT LTD	BUY	82915	305.02
VOLERCAR	Voler Car Limited	DORITE TRACON PRIVATE LIMITED	SELL	68800	200
VOLERCAR	Voler Car Limited	NARANTAK DEALCOMM LIMITED	SELL	100000	200

Disclosure:

Research Reports that are published by Nirmal Bang Securities Private Limited (hereinafter referred to as "NBSPL") are for private circulation only. NBSPL is a registered Research Analyst under SEBI (Research Analyst) Regulations, 2014 having Registration no. INH000001766. NBSPL is also a registered Stock Broker with National Stock Exchange of India Limited, BSE Limited, Metropolitan Stock Exchange of India Limited, Multi Commodity Exchange of India Limited and , National Commodity and Derivative Exchange Limited in Capital Market , Equity and Commodities derivatives segments and Currency Derivatives Segment .

NBSPL has other business divisions with independent research teams separated by Chinese walls, and therefore may, at times, have different or contrary views on stocks and markets.

NBSPL or its associates have not been debarred / suspended by SEBI or any other regulatory authority for accessing / dealing in securities Market since last 20 years. NBSPL, its associates or analyst or his relatives do not hold any financial interest (Except Investment) in the subject company. NBSPL or its associates or Analyst do not have any conflict or material conflict of interest at the time of publication of the research report with the subject company. NBSPL or its associates or Analyst or his relatives may or may not hold beneficial ownership of 1% or more in the subject company at the end of the month immediately preceding the date of publication of this research report.

NBSPL or its associates / analyst has not received any compensation / managed or co-managed public offering of securities of the company covered by Analyst during the past twelve months. NBSPL or its associates have not received any compensation or other benefits from the company covered by Analyst or third party in connection with the research report. Analyst has not served as an officer, director or employee of Subject Company. NBSPL / analyst has not been engaged in market making activity of the subject company.

Analyst Certification: The research analysts and authors of these reports, hereby certify that the views expressed in this research report accurately reflects my/our personal views about the subject securities, issuers, products, sectors or industries. It is also certified that no part of the compensation of the analyst(s) was, is, or will be directly or indirectly related to the inclusion of specific recommendations or views in this research. The analyst(s) principally responsible for the preparation of this research report and has taken reasonable care to achieve and maintain independence and objectivity in making any recommendations.

Disclaimer:

The Research Report is for the personal information of the authorized recipient and does not construe to be any investment, legal or taxation advice. NBSPL is not soliciting any action based upon it. Nothing in the research report shall be construed as a solicitation to buy or sell any security or product, or to engage in or refrain from engaging in any such transaction. In preparing the research report, we did not take into account the investment objectives, financial situation and particular needs of the reader.

The research report has been prepared for the general use of the clients of NBSPL and must not be copied, either in whole or in part, or distributed or redistributed to any other person in any form. If you are not the intended recipient you must not use or disclose the information in the research report in any way. Though disseminated to all the customers simultaneously, not all customers may receive the research report at the same time. NBSPL will not treat recipients as customers by virtue of their receiving the research report. The research report is not directed or intended for distribution to or use by any person or entity resident in a state, country or any jurisdiction, where such distribution, publication, availability or use would be contrary to law, regulation or which would subject NBSPL & its group companies to registration or licensing requirements within such jurisdictions.

The report is based on the information obtained from sources believed to be reliable, but we do not make any representation or warranty that it is accurate, complete or up-to-date and it should not be relied upon as such. We accept no obligation to correct or update the information or opinions in it. NBSPL or any of its affiliates or employees shall not be in any way responsible for any loss or damage that may arise to any person from any inadvertent error in the information contained in the research report. NBSPL or any of its affiliates or employees do not provide, at any time, any express or implied warranty of any kind, regarding any matter pertaining to this report, including without limitation the implied warranties of merchantability, fitness for a particular purpose, and non-infringement. The recipients of the research report should rely on their own investigations.

This information is subject to change without any prior notice. NBSPL reserves its absolute discretion and right to make or refrain from making modifications and alterations to this statement from time to time. Nevertheless, NBSPL is committed to providing independent and transparent recommendations to its clients, and would be happy to provide information in response to specific client queries.

Before making an investment decision on the basis of research report, the reader needs to consider, with or without the assistance of an adviser, whether the advice is appropriate in light of their particular investment needs, objectives and financial circumstances. There are risks involved in securities trading. The price of securities can and does fluctuate, and an individual security may even become valueless. International investors are reminded of the additional risks inherent in international investments, such as currency fluctuations and international stock market or economic conditions, which may adversely affect the value of the investment. Opinions expressed are subject to change without any notice. Neither the company nor the director or the employees of NBSPL accept any liability whatsoever for any direct, indirect, consequential or other loss arising from any use of the research report and/or further communication in relation to the research report. Here it may be noted that neither NBSPL, nor its directors, employees, agents or representatives shall be liable for any damages whether direct or indirect, incidental, special or consequential including lost revenue or lost profit that may arise from or in connection with the use of the information contained in the research report.

Copyright of this document vests exclusively with NBSPL.

Our reports are also available on our website

Registration granted by SEBI and certification from NISM in no way guarantee performance of NBSPL or provide any assurance of returns to investors.

Nirmal Bang Research (Division of Nirmal Bang Securities Pvt. Ltd.)

B-2, 301/302, Marathon Innova,
Opp. Peninsula Corporate Park
Off. Ganpatrao Kadam Marg
Lower Parel(W), Mumbai-400013
Board No. : 91 22 6723 8000/8001
Fax. : 022 6723 8010